

GOVERNMENT OF MANIPUR
OFFICE OF THE PRINCIPAL, MANIPUR COLLEGE, IMPHAL

CIRCULAR

Imphal, the 7th December, 2022

No. 56/07-CIR/MC: As per Admission and Examination Regulations for the Four-Year Undergraduate Programmes in Science, Arts, Commerce and Other Streams, 2022 vide Manipur University Office Order No. MU/3-77/GSC-NEP/22/Aca/793 dated 24-11-2022, students should provide their unique ABC ID while submitting the Application forms for Manipur University Examinations.

In continuation of this office circular No. 56/07-CIR/MC dated 02-11-2022 informing all students to submit their unique ABC ID by 16th November 2022, it is further informed to all students that **no complaints will be entertained if they fail to submit their ABC IDs**

Further, students should carefully check if their particulars in ABC ID match with those of their academic records.



(Dr. W. Shambhunath Singh)
Principal

Copy to

1. The Director, University & Higher Education, Govt. of Manipur for kind information
2. Registrar, Manipur University, Canchipur
3. The Controller of Examinations, Manipur University
4. Convener, Examination Committee, Manipur College
5. The Coordinators(s), Manipur College IQAC
6. Guard File

GOVERNMENT OF MANIPUR
OFFICE OF THE PRINCIPAL, MANIPUR COLLEGE, IMPHAL

CIRCULAR

The 2nd November, 2022

No. 56/07-CIR/MC: This is to inform to all students of this college that submission of 12 digit Academic Bank of Credit -ID (ABC ID) for every student is required for registration in the Manipur University and for updating their academic records. All students are, therefore, informed to submit their respective ABC ID to the college office by 16th November 2022.

To obtain ABC ID they should sign up in the government platform **DigiLocker** by signing up in <https://www.digilocker.gov.in>

Every student should have his/her **Aadhaar linked with his/her respective mobile numbers** for various verifications to be received in the mobile number linked for signing up in DigiLocker

The steps to be followed for signing up in DigiLocker and obtaining ABC ID are attached herewith.

Every student should get a print out of the ABC ID received and write his/her **Semester, Class Roll No, Phone No., email id, University Examination Roll No** (if already obtained) and submit to the office or to the Nodal Officer, Manipur College ABC ID by **appending with his/her signature**

For further information and assistance, contact Dr. R.K. Binarani Devi (Asst. Prof. in Env. Sc.), Nodal Officer, ABC-Manipur College (Ph. No. 9402845984) or S. Birajit Singh (Asst. Prof in Education), Asst. Coordinator, IQAC, Manipur College (Ps. No. 9863477231)

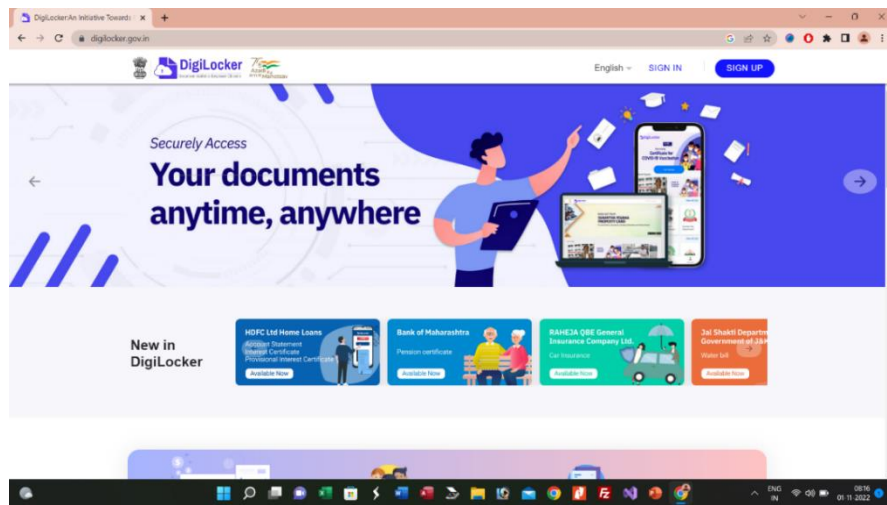

(Dr. W. Shambhunath Singh)
Principal
Manipur College

Copy to:

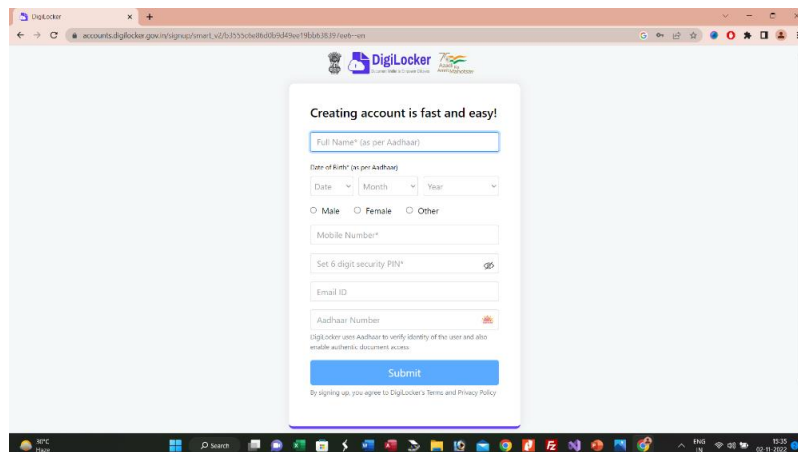
1. The Director, University and Higher Education, Government of Manipur
2. The Nodal Officer, ABC, Manipur University, Canchipur
3. The Convener(s), IQAC, Manipur College
4. All HoDs with a request to circulate the above circular to all students in their respective WhatsApp groups of the departments
5. S. Birajit Singh, Asst. Prof. in Education
6. Dr. R. K. Binarani Devi, Nodal Officer, ABC-Manipur College
7. Admin, Manipur College Website
8. Guard File

Steps to follow for signing up in DigiLocker Platform and Obtaining ABC ID

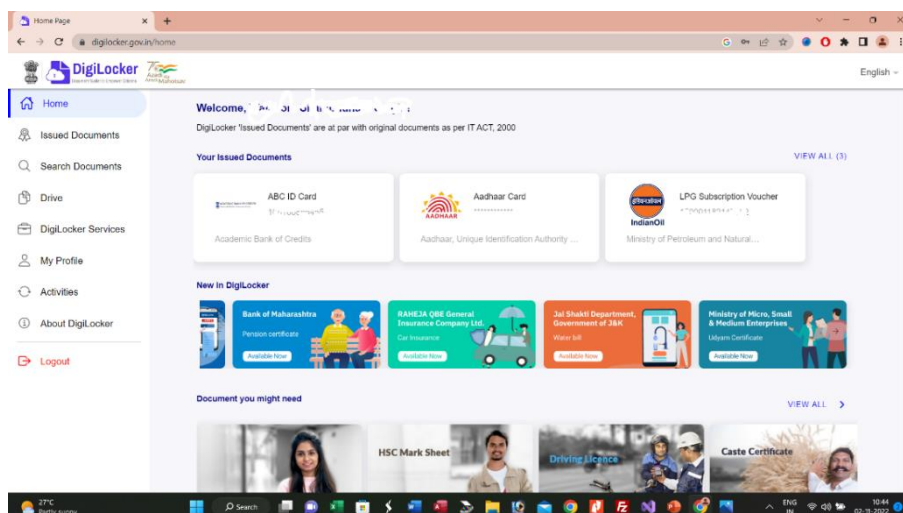
1. Open DigiLocker using <https://www.digilocker.gov.in> and click on **SIGN UP**



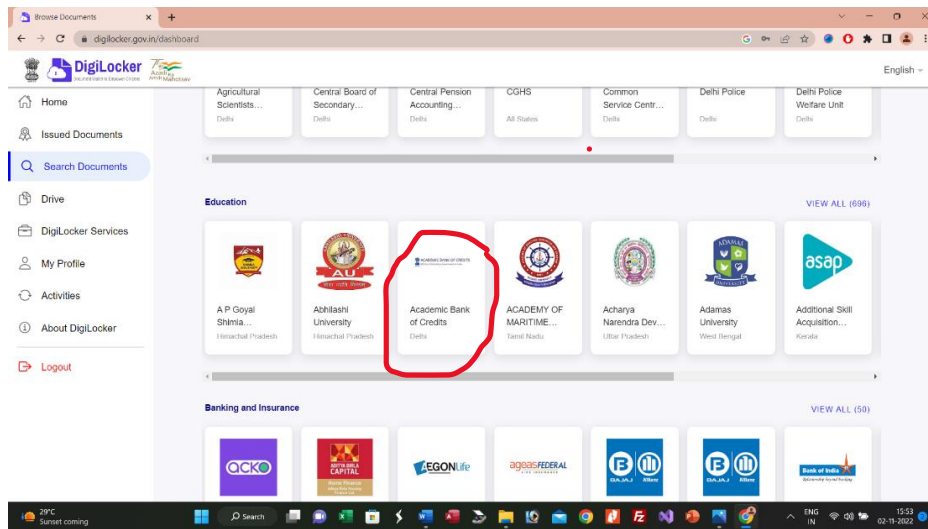
2. Fill in the fields in the dialogue box to be appeared below for creating your DigiLocker Account



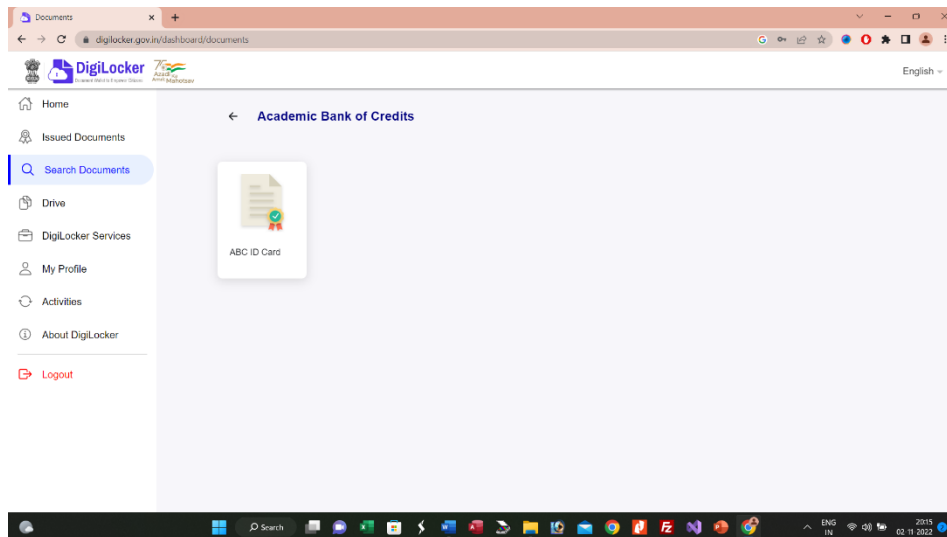
3. Now sign in with DigiLocker with the user name and PIN created and with OTP received in the mobile linked with the Aadhaar. Below is for someone who has already ABC ID. For those who are applying for ABC ID for the first time will not have ABC ID in the list of issued documents.



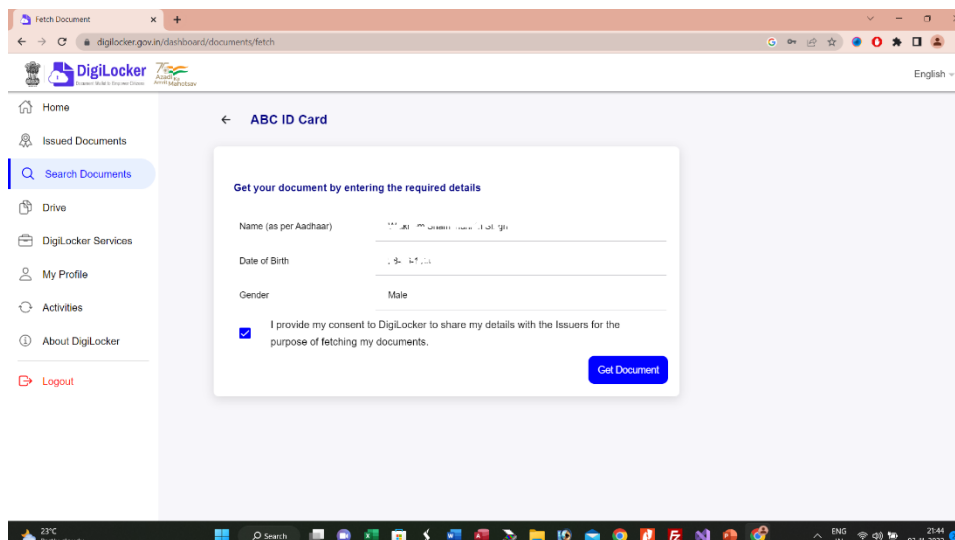
4. Go to **Search Document** (in the left Panel) > **Education** on the Right Panel and then click **Academic Bank of Credit**



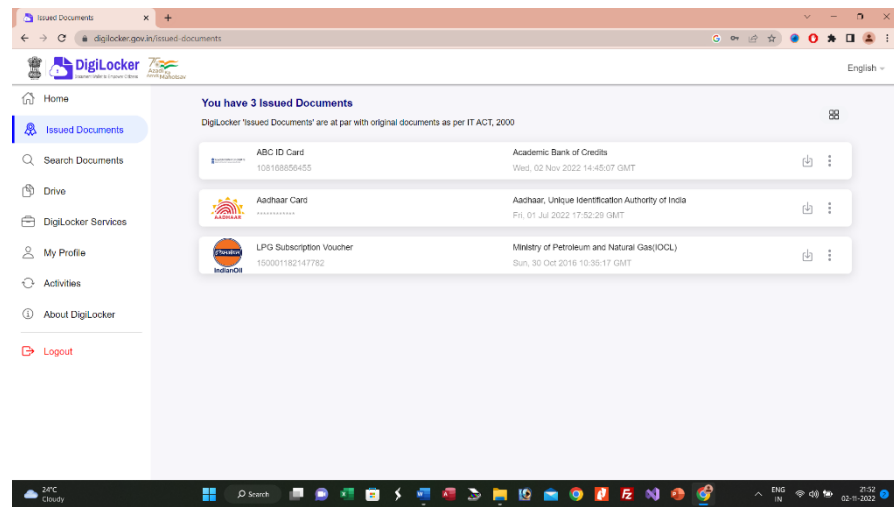
5. Below is the screen that will appear. Now click on **ABC ID Card**



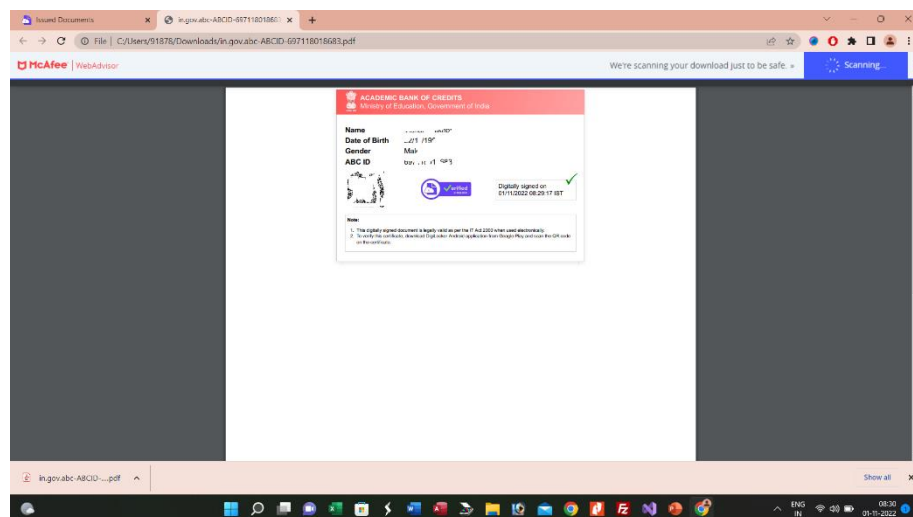
6. A screen as shown below will appear. **Check the box I provide...** and click on **Get Document**



7. You may receive a message on the screen as **“your request has been submitted. Please wait for confirmation from the issuer”**. Wait for few hours. Go to the DigiLocker again and now to **Issued Documents** on the left Panel. You will be shown the various documents among which ABC Id Card is one of them. Download the pdf by clicking on the **download button** on the right side of the ABC ID Card as shown below



8. Now will receive your ABC ID as below



5. Get a print out of the ABC ID received. Write your **Semester, Class Roll No, Phone No., email id, University Examination Roll No.,** if already obtained. Put your signature and submit it to the office or to the Nodal Officer, Manipur College ABC ID.